







# BMJ Open Prevalence and predictors of lifetime amphetamine use among in-school adolescents in Sierra Leone.

Augustus Osborne <sup>1</sup>, Richard Gyan Aboagye <sup>2</sup>, Comfort Z Olorunsaiye <sup>3</sup>, Peter Bai James <sup>4,5</sup>, Camilla Bangura,<sup>6</sup> Abdul-Aziz Seidu <sup>7</sup>, Jia B Kangbai,<sup>6</sup> Bright Opoku Ahinkorah <sup>8</sup>

**To cite:** Osborne A, Aboagye RG, Olorunsaiye CZ, *et al.* Prevalence and predictors of lifetime amphetamine use among in-school adolescents in Sierra Leone. *BMJ Open* 2024;**14**:e080225. doi:10.1136/bmjopen-2023-080225

► Prepublication history and additional supplemental material for this paper are available online. To view these files, please visit the journal online (<https://doi.org/10.1136/bmjopen-2023-080225>).

Received 24 September 2023  
Accepted 21 February 2024



© Author(s) (or their employer(s)) 2024. Re-use permitted under CC BY-NC. No commercial re-use. See rights and permissions. Published by BMJ.

For numbered affiliations see end of article.

## Correspondence to

Dr Augustus Osborne;  
[augustusosborne2@gmail.com](mailto:augustusosborne2@gmail.com)

## ABSTRACT

**Objective** This study examined the prevalence of amphetamine use and its associated factors among in-school adolescents in Sierra Leone.

**Design** Data for the study was sourced from the 2017 Sierra Leone Global School-based Health Survey. Percentages with confidence intervals (CIs) were used to present the prevalence of amphetamine use among in-school adolescents. A multivariable binary logistic regression analysis was employed to examine the factors associated with amphetamine use. The results were presented using adjusted odds ratios (aORs) with 95% CIs.

**Setting** Sierra Leone.

**Participants** A weighted sample of 1,314 in-school adolescents in Sierra Leone.

**Outcome measure** Lifetime amphetamine use.

**Results** The prevalence of amphetamine use was 6.1% (3.9%–9.5%). In-school adolescents who planned suicide were more likely to use amphetamine compared with those who did not (aOR 2.54; 95% CI 1.02 to 6.31). Also, the odds of amphetamine use were higher among in-school adolescents who received support from their peers (aOR 3.19, 95% CI 1.71 to 5.96), consumed alcohol (aOR 4.85, 95% CI 2.61 to 9.03), and those who had previously used marijuana (aOR 13.31, 95% CI 6.61 to 28.78) compared with those who did not receive any support, never consumed alcohol, and never used marijuana, respectively.

**Conclusion** Amphetamine use is prevalent among in-school adolescents in Sierra Leone. There is a need to implement comprehensive public health policies that extend beyond school-based psychobehavioural therapies. These policies should specifically address the considerable risk factors associated with amphetamine use among in-school adolescents in Sierra Leone.

## INTRODUCTION

The use of substances, such as amphetamine, by young people could potentially lead to adverse outcomes related to cognitive and emotional growth during the critical period of transitioning from adolescence to early adulthood.<sup>1</sup> The onset of substance use typically happens during adolescence, primarily starting with cigarette and alcohol consumption before progressing to the use of illicit

## STRENGTHS AND LIMITATIONS OF THIS STUDY

- ⇒ This study provides the most recent information on the prevalence of lifetime amphetamine use among in-school adolescents in Sierra Leone.
- ⇒ The study identifies significant risk factors for amphetamine use, such as planned suicide, peer support, current alcohol use, and lifetime marijuana use.
- ⇒ Only data from in-school adolescents was included in the study, which may not represent out-of-school adolescents or adolescents who have dropped out of school in Sierra Leone.
- ⇒ The use of cross-sectional data means that casual inferences cannot be established.

substances.<sup>1</sup> A recent assessment indicates a notable increase in the global disease burden linked to substance use among adolescents and young people.<sup>1</sup>

Studies have reported that amphetamine use is prevalent in high income and low-and middle-income countries.<sup>2–3</sup> For instance, a study conducted in nine countries in sub-Saharan Africa (SSA) reported a prevalence of 4.1% for cannabis use and 5.1% for lifetime amphetamine use among adolescents, ranging from 0.9% in Mauritius to 8.1% in Ghana.<sup>4</sup>

Evidence suggests that the factors associated with lifetime amphetamine use among adolescents can be grouped into sociodemographic, psychosocial, and parental.<sup>5</sup> For sociodemographic characteristics, the sex<sup>6–7</sup> and age<sup>8</sup> of the adolescent have been found to influence substance use. Psychosocial factors such as mental anguish,<sup>9–11</sup> smoking,<sup>7–12</sup> school absenteeism,<sup>10–12</sup> and insufficient peer support<sup>12</sup> have been cited in the literature to be associated with substance use. The parental factors encompass parental substance use,<sup>13</sup> inadequate parental support, insufficient parental supervision,<sup>10–12–14</sup> and limited parental connection.<sup>10</sup> Other factors that may influence substance use include

hunger, poor economic status,<sup>7 10 15</sup> bullying, fighting,<sup>6 8</sup> and violence.<sup>11</sup>

In Sierra Leone, there is a dearth of studies conducted to examine the prevalence of amphetamine use and its associated factors among in-school adolescents. Previous studies conducted in Sierra Leone focused on tobacco<sup>16</sup> and cannabis use<sup>17</sup> and their associated factors. Hence, studies are required to fill this gap in the dearth of literature on amphetamine use among in-school adolescents. Therefore, this study examined the prevalence of amphetamine use and its associated factors among adolescents using a nationally representative survey dataset. Findings would be essential for developing and implementing interventions aimed at reducing amphetamine use among adolescents. Gaining insight into the prevalence of amphetamine use and associated factors is a crucial step in effectively addressing this issue.

## MATERIALS AND METHODS

### Data source and design

Data for the study was sourced from the 2017 Sierra Leone Global School-based Student Health Survey (GSHS). The 2017 Sierra Leone GSHS<sup>18</sup> was conducted as a comprehensive assessment of students in junior secondary school (JSS) 2, JSS 3, senior secondary school (SSS) 2, and SSS 3. Adolescents aged 10–19 years typically attend these grades. The GSHS employed a two-stage cluster sampling technique to recruit the adolescents for the survey. During the initial phase, schools were chosen based on the likelihood proportional to their enrollment size. During the second step, a random selection process was employed to choose grades and classes, and all adolescents within the selected classes aged between 10 and 19 years and present during the day of the data collection were deemed eligible to participate in the study. The response rate of the schools was 94%, while that of the students was 87%. Consequently, the overall response rate was found to be 82%. A weighted sample of 1,314 in-school adolescents in Sierra Leone was considered for this study. We followed the Strengthening the Reporting of Observational Studies in Epidemiology in writing this paper (online supplemental file 1).

### Variables

Lifetime use of amphetamine was the outcome variable. This variable was assessed using the question, 'During your life, how many times have you used amphetamines or methamphetamines?' The response options to this question ranged from 1=0 times to 5=20 or more times. We recoded the response options into 1=0 'no' and 2 to 5=1 'yes' in the final analysis.

Nineteen explanatory variables were included in the study. The variables consisted of the age of the adolescent, grade, sex, suicidal ideation, suicidal plan, suicidal attempt, bullying, anxiety, truancy, loneliness, alcohol use, marijuana use, peer support, ever had sexual intercourse, presence of close friends, parental supervision,

parental connectedness, parental knowledge of activities, and parental invasion of privacy. These variables were selected for inclusion in the study based on their significant associations with amphetamine use or substance use among adolescents from the literature.<sup>2–10 15 18</sup> The categories of each variable can be found in [table 1](#).

### Statistical analyses

The data analysis was performed with Stata software V.17.0 (Stata). To ensure a precise representation of in-school adolescents in Sierra Leone, a sample weighting methodology was used, considering the variables of school, gender, and the number of students in each grade. Frequencies and percentages were used to present the background characteristics of the adolescents. Percentages and confidence intervals (CIs) were used to present the prevalence and distribution of lifetime amphetamine use among in-school adolescents in Sierra Leone. Subsequently, a multivariable binary logistic regression analysis was used to examine the factors associated with amphetamine use among in-school adolescents in Sierra Leone. The results were reported using crude odds ratio (cOR) and adjusted odds ratio (aOR) along with a 95% CI. The statistical significance level was set at  $p < 0.05$ .

### Patient and public involvement

Patients and the public were not included in the design and conduct of this research.

## RESULTS

### Background characteristics of the in-school adolescents in Sierra Leone.

Of the 1,314 in-school adolescents included in the study, the majority of them were aged  $\geq 15$  years (66.1%). Additionally, 51.5% of the in-school adolescents were males. About 13.8% of the in-school adolescents had ever engaged in sexual intercourse. Also, 49.2% have been bullied. Moreover, 5.0% and 11.9% of the in-school adolescents used marijuana and alcohol, respectively (see [table 1](#)).

### Prevalence of amphetamine use among in-school adolescents in Sierra Leone.

[Table 2](#) presents the results of the prevalence of amphetamine use and its distribution across the explanatory variables. The prevalence of amphetamine use was 6.1% (3.9%–9.5%). The proportion of amphetamine use was high among in-school adolescents aged 15 years and above (6.3%), males (7.4%), those who were anxious (7.35%), those who with suicidal ideation (9.8%), those who planned suicide (12.4%) and those who attempted suicide (13.7%). Also, amphetamine use was prevalent among in-school adolescents who were truant at school (10.8%), ever had sex (10.7%), used alcohol (24.8%), and those who used marijuana (49.7%).

### Factors associated with amphetamine use among in-school adolescents in Sierra Leone.

[Table 3](#) shows the results of the factors associated with amphetamine use among in-school adolescents. In

**Table 1** Background characteristics of the in-school adolescents

| Variables                   | Weighted frequency (n) | Weighted percentage (%) |
|-----------------------------|------------------------|-------------------------|
| Age (years)                 |                        |                         |
| ≤14                         | 445                    | 33.9                    |
| ≥15                         | 869                    | 66.1                    |
| Grade                       |                        |                         |
| JSS                         | 913                    | 69.5                    |
| SSS                         | 401                    | 30.5                    |
| Sex                         |                        |                         |
| Female                      | 638                    | 48.5                    |
| Male                        | 676                    | 51.5                    |
| Anxiety                     |                        |                         |
| No                          | 1081                   | 82.2                    |
| Yes                         | 233                    | 17.8                    |
| Suicidal ideation           |                        |                         |
| No                          | 1175                   | 89.4                    |
| Yes                         | 139                    | 10.6                    |
| Planned suicide             |                        |                         |
| No                          | 1133                   | 86.2                    |
| Yes                         | 181                    | 13.8                    |
| Attempted suicide           |                        |                         |
| No                          | 1128                   | 85.8                    |
| Yes                         | 186                    | 14.2                    |
| Felt lonely                 |                        |                         |
| No                          | 1108                   | 84.4                    |
| Yes                         | 206                    | 15.6                    |
| Close friends               |                        |                         |
| No                          | 110                    | 8.4                     |
| Yes                         | 1204                   | 91.6                    |
| Bullied                     |                        |                         |
| No                          | 668                    | 50.8                    |
| Yes                         | 646                    | 49.2                    |
| Ever had sexual intercourse |                        |                         |
| No                          | 801                    | 60.9                    |
| Yes                         | 513                    | 39.1                    |
| Peer support                |                        |                         |
| No                          | 939                    | 71.5                    |
| Yes                         | 375                    | 28.5                    |
| Truant at school            |                        |                         |
| No                          | 896                    | 68.2                    |
| Yes                         | 418                    | 31.8                    |
| Current alcohol use         |                        |                         |
| No                          | 1158                   | 88.1                    |
| Yes                         | 156                    | 11.9                    |

Continued

**Table 1** Continued

| Variables                        | Weighted frequency (n) | Weighted percentage (%) |
|----------------------------------|------------------------|-------------------------|
| Ever used marijuana              |                        |                         |
| No                               | 1248                   | 95.0                    |
| Yes                              | 66                     | 5.0                     |
| Parental supervision             |                        |                         |
| No                               | 673                    | 51.2                    |
| Yes                              | 641                    | 48.8                    |
| Parental connectedness           |                        |                         |
| No                               | 714                    | 54.4                    |
| Yes                              | 600                    | 45.6                    |
| Parental knowledge of activities |                        |                         |
| No                               | 684                    | 52.0                    |
| Yes                              | 630                    | 48.0                    |
| Parental invasion of privacy     |                        |                         |
| No                               | 905                    | 68.9                    |
| Yes                              | 409                    | 31.1                    |

JSS, junior secondary school; SSS, senior secondary school.

the adjusted model, the odds of amphetamine use was higher among in-school adolescents who planned suicide compared with those who did not (aOR 2.54, 95% CI 1.02 to 6.31). Furthermore, in-school adolescents who received peer support (aOR 3.19, 95% CI 1.71 to 5.96) were more likely to use amphetamines relative to those who did not. The likelihood of amphetamine use was higher among in-school adolescents who use alcohol (aOR 4.85, 95% CI 2.61 to 9.03) and those who used marijuana (aOR 13.31, 95% CI 6.61 to 28.78) compared with those who did not use alcohol and marijuana, respectively.

## DISCUSSION

Our study examined the prevalence of amphetamine use and its associated factors among in-school adolescents in Sierra Leone. The results showed that 6.1% of the in-school adolescents included in the study used amphetamine. Factors associated with amphetamine use were suicide plans, peer support, alcohol use, and marijuana use.

The findings of our study indicate that 6.1% of in-school adolescents in Sierra Leone use amphetamine. The prevalence rate recorded in the present study is lower than the 7.1% reported in the study conducted in Ghana.<sup>3</sup> Nevertheless, the current prevalence is higher compared with the proportion of amphetamine use reported in a study conducted in eight sub-Saharan African countries.<sup>19</sup> The high proportion of amphetamine use among

**Table 2** Prevalence and distribution of amphetamine use among in-school adolescents

| Variables               | Amphetamine use     |                    |
|-------------------------|---------------------|--------------------|
|                         | No % (95% CI)       | Yes % (95% CI)     |
| Prevalence              | 93.9 (90.5 to 96.1) | 6.1 (3.9 to 9.5)   |
| Age (years)             |                     |                    |
| ≤14                     | 94.2 (87.9 to 97.3) | 5.8 (2.7 to 12.1)  |
| ≥15                     | 93.7 (90.1 to 96.1) | 6.3 (2.7 to 12.1)  |
| Grade                   |                     |                    |
| JSS                     | 94.7 (90.2 to 97.2) | 5.3 (2.8 to 9.8)   |
| SSS                     | 92.0 (85.0 to 95.8) | 8.0 (4.2 to 15.0)  |
| Sex                     |                     |                    |
| Female                  | 95.3 (90.9 to 97.6) | 4.7 (2.4 to 9.1)   |
| Male                    | 92.6 (88.1 to 95.4) | 7.4 (4.6 to 11.9)  |
| Anxiety                 |                     |                    |
| No                      | 94.2 (90.2 to 96.6) | 5.8 (3.4 to 9.8)   |
| Yes                     | 92.7 (85.3 to 96.5) | 7.3 (3.5 to 14.7)  |
| Suicidal ideation       |                     |                    |
| No                      | 94.3 (90.9 to 96.5) | 5.7 (3.5 to 9.1)   |
| Yes                     | 90.2 (77.8 to 96.0) | 9.8 (4.0 to 22.2)  |
| Planned suicide         |                     |                    |
| No                      | 94.9 (91.6 to 96.9) | 5.1 (3.1 to 8.4)   |
| Yes                     | 87.6 (78.3 to 93.2) | 12.4 (6.8 to 21.7) |
| Attempted suicide       |                     |                    |
| No                      | 95.1 (91.9 to 97.1) | 4.9 (2.9 to 8.1)   |
| Yes                     | 86.3 (76.7 to 92.4) | 13.7 (7.6 to 23.3) |
| Felt lonely             |                     |                    |
| No                      | 94.0 (90.1 to 96.4) | 6.0 (3.6 to 9.9)   |
| Yes                     | 93.2 (87.8 to 96.4) | 6.8 (3.6 to 12.2)  |
| Close friends           |                     |                    |
| No                      | 93.0 (84.9 to 96.9) | 7.0 (3.1 to 15.1)  |
| Yes                     | 94.0 (90.3 to 96.3) | 6.0 (3.7 to 9.7)   |
| Bullied                 |                     |                    |
| No                      | 95.9 (90.7 to 98.2) | 4.1 (1.8 to 9.3)   |
| Yes                     | 91.9 (87.0 to 95.0) | 8.1 (5.0 to 13.0)  |
| Ever sexual intercourse |                     |                    |
| No                      | 96.8 (92.0 to 98.8) | 3.2 (1.2 to 8.0)   |
| Yes                     | 89.3 (83.7 to 93.2) | 10.7 (6.8 to 16.3) |
| Peer support            |                     |                    |
| No                      | 94.9 (91.9 to 96.9) | 5.1 (3.1 to 8.1)   |
| Yes                     | 91.3 (84.1 to 95.5) | 8.7 (4.5 to 15.9)  |
| Truant at school        |                     |                    |
| No                      | 96.1 (92.5 to 98.0) | 3.9 (2.0 to 7.5)   |
| Yes                     | 89.2 (81.8 to 93.8) | 10.8 (6.2 to 18.2) |
| Current alcohol use     |                     |                    |

Continued

**Table 2** Continued

| Variables   | Amphetamine use     |                     |
|---|---------------------|---------------------|
|   | No % (95% CI)       | Yes % (95% CI)      |
| No  | 96.4 (93.3 to 98.1) | 3.6 (1.9 to 6.7)    |
| Yes   | 75.2 (60.7 to 85.6) | 24.8 (14.4 to 39.3) |
| Ever used marijuana   |                     |                     |
| No  | 96.2 (93.3 to 97.9) | 3.8 (2.1 to 6.7)    |
| Yes   | 50.3 (23.7 to 76.8) | 49.7 (23.2 to 76.3) |
| Parental supervision  |                     |                     |
| No  | 93.7 (88.9 to 96.5) | 6.3 (3.5 to 11.1)   |
| Yes   | 94.1 (89.3 to 96.8) | 5.9 (3.2 to 10.7)   |
| Parental connectedness                                      |                     |                     |
| No  | 93.1 (89.7 to 95.4) | 6.9 (4.6 to 10.3)   |
| Yes   | 94.8 (89.9 to 97.4) | 5.2 (2.6 to 10.1)   |
| Parental knowledge of activities                            |                     |                     |
| No  | 92.2 (87.9 to 95.0) | 7.8 (5.0 to 12.1)   |
| Yes   | 95.8 (92.0 to 97.8) | 4.2 (2.2 to 8.0)    |
| Parental invasion of privacy                                |                     |                     |
| No  | 93.8 (90.2 to 96.2) | 6.2 (3.8 to 9.8)    |
| Yes   | 94.0 (88.3 to 97.0) | 6.0 (3.0 to 11.7)   |
| JSS, junior secondary school; SSS, senior secondary school. |                     |                     |

in-school adolescents in Sierra Leone relative to other countries could imply the ineffective implementation of laws on substance use, especially among in-school-going adolescents. Additionally, the ease of accessibility and availability coupled with the frequent advertisement of various substances, including amphetamine, could have influenced its high usage among in-school adolescents in Sierra Leone.<sup>19</sup>

Our study showed that in-school adolescents aged 15 years and above, as well as males, were more likely to use amphetamine. However, these associations were not statistically significant. The findings presented in this study are inconsistent with those of previous studies.<sup>4 8 20</sup> In Sierra Leone, amphetamine use may be under-reported or over-reported by in-school adolescents of different age groups or sexes due to social desirability bias, fear of stigma or lack of awareness. Also, amphetamine use may be a relatively new phenomenon among in-school adolescents in Sierra Leone, and thus, it has not yet shown any clear patterns or trends by age or gender.<sup>7</sup>

Our study found that in-school adolescents who planned suicide had higher odds of amphetamine use. This finding is consistent with the results of a previous study.<sup>10</sup> In-school adolescents who live in postconflict Sierra Leone may face additional stressors, such as



**Table 3** Factors associated with amphetamine use among in-school adolescents

| Variables               | Amphetamine use           |                          |
|-------------------------|---------------------------|--------------------------|
|                         | cOR (95% CI)              | aOR (95% CI)             |
| Age (years)             |                           |                          |
| ≤14                     | 1.00                      | –                        |
| ≥15                     | 1.09 (0.65 to 1.82)       | –                        |
| Grade                   |                           |                          |
| JSS                     | 1.00                      | –                        |
| SSS                     | 1.58 (0.98 to 2.54)       | –                        |
| Sex                     |                           |                          |
| Female                  | 1.00                      | –                        |
| Male                    | 1.63 (0.99 to 2.68)       | –                        |
| Anxiety                 |                           |                          |
| No                      | 1.00                      | –                        |
| Yes                     | 1.28 (0.72 to 2.72)       | –                        |
| Suicidal ideation       |                           |                          |
| No                      | 1.00                      | 1.00                     |
| Yes                     | 1.81* (1.01 to 3.24)      | 0.60 (0.23 to 1.56)      |
| Planned suicide         |                           |                          |
| No                      | 1.00                      | 1.00                     |
| Yes                     | 2.63*** (1.55 to 4.46)    | 2.54* (1.02 to 6.31)     |
| Attempted suicide       |                           |                          |
| No                      | 1.00                      | 1.00                     |
| Yes                     | 3.10*** (1.87 to 5.16)    | 1.11 (0.56 to 2.20)      |
| Felt lonely             |                           |                          |
| No                      | 1.00                      | –                        |
| Yes                     | 1.14 (0.63 to 2.08)       | –                        |
| Close friends           |                           |                          |
| No                      | 1.00                      | –                        |
| Yes                     | 0.85 (0.37 to 1.94)       | –                        |
| Bullied                 |                           |                          |
| No                      | 1.00                      | 1.00                     |
| Yes                     | 2.05** (1.24 to 3.40)     | 0.98 (0.54 to 1.79)      |
| Ever sexual intercourse |                           |                          |
| No                      | 1.00                      | 1.00                     |
| Yes                     | 3.61*** (2.16 to 6.04)    | 1.45 (0.78 to 2.68)      |
| Peer support            |                           |                          |
| No                      | 1.00                      | 1.00                     |
| Yes                     | 1.77* (1.08 to 2.91)      | 3.19*** (1.71 to 5.96)   |
| Truant at school        |                           |                          |
| No                      | 1.00                      | 1.00                     |
| Yes                     | 2.97*** (1.82 to 4.85)    | 1.69 (0.94 to 3.05)      |
| Current alcohol use     |                           |                          |
| No                      | 1.00                      | 1.00                     |
| Yes                     | 8.85*** (5.36 to 14.62)   | 4.85*** (2.61 to 9.03)   |
| Ever used marijuana     |                           |                          |
| No                      | 1.00                      | 1.00                     |
| Yes                     | 24.99*** (13.99 to 44.66) | 13.31*** (6.16 to 28.78) |
| Parental supervision    |                           |                          |

Continued

**Table 3** Continued

| Variables                        | Amphetamine use      |                     |
|----------------------------------|----------------------|---------------------|
|                                  | cOR (95% CI)         | aOR (95% CI)        |
| No                               | 1.00                 | –                   |
| Yes                              | 0.933 (0.58 to 1.51) | –                   |
| Parental connectedness           |                      |                     |
| No                               | 1.00                 | –                   |
| Yes                              | 0.74 (0.45 to 1.22)  | –                   |
| Parental knowledge of activities |                      |                     |
| No                               | 1.00                 | 1.00                |
| Yes                              | 0.52* (0.31 to 0.86) | 0.66 (0.34 to 1.28) |
| Parental invasion of privacy     |                      |                     |
| No                               | 1.00                 | –                   |
| Yes                              | 0.96 (0.57 to 1.62)  | –                   |

\*p&lt;0.05, \*\*p&lt;0.01, \*\*\*p&lt;0.001.

aOR, adjusted OR; cOR, crude OR; JSS, junior secondary school; SSS, senior secondary school.

poverty, violence, displacement or loss of loved ones, which may increase their vulnerability to planned suicide and subsequently lead to amphetamine use.<sup>21</sup> Government and relevant organisations in Sierra Leone should integrate programmes into school curricula that teach coping mechanisms, stress management and problem-solving skills.<sup>21</sup>

Alcohol and marijuana use were associated with amphetamine use among in-school adolescents. There exists a potential correlation between substance use and an increased propensity to experiment with more drugs.<sup>22</sup> The results of this study indicate a strong case for implementing a ban on the sale, purchase and distribution of substances within school premises, with a particular focus on adolescents who are currently attending school.<sup>22</sup>

In-school adolescents who received social support or help from their classmates or friends showed a higher likelihood of engaging in lifetime amphetamine use. In-school adolescents may feel compelled to use amphetamines if their peers are using them, even if they initially had no intention to do so. In-school adolescents might perceive lifetime amphetamine use to fit in, especially if it is a norm in their social circle. In contrast, research conducted in Ghana revealed no discernible correlation between peer support and the prevalence of lifelong amphetamine use.<sup>3</sup> According to a study conducted in Malaysia, it was found that in-school adolescents who lacked sufficient peer support were more prone to engaging in substance use.<sup>12</sup> Promoting favourable peer associations and providing educational resources and support to in-school adolescents is crucial in reducing the likelihood of amphetamine use.

## Policy and practice implications

To mitigate the long-term use of amphetamines in Sierra Leone, the government and other relevant stakeholders in Sierra Leone should implement measures aimed at enforcing a comprehensive prohibition on the utilisation of amphetamines. The inclusion of comprehensive education on the detrimental consequences associated with long-term amphetamine usage must be integrated into the official national school curriculum of Sierra Leone.

## Limitations of the study

The present study has certain limitations. First, it is important to note that the outcome variable, lifetime amphetamine usage, was obtained through self-report measures with only a single item. Systematic and social desirability biases might potentially introduce confounding factors in self-report measures. Furthermore, most of the measures used in the study were single-item, which limited the scope of assessment for these variables. Moreover, it is important to note that the findings of this study were derived from a cross-sectional data, which limits our study's ability to establish causal associations between the explanatory variables and lifetime amphetamine use. The survey only included in-school adolescents enrolled in educational institutions, specifically excluding 10–19 years who were not attending school. Hence, the results do not accurately reflect the characteristics and behaviours of all individuals within the specified age range of adolescents.

## CONCLUSION

A substantial proportion of in-school adolescents in Sierra Leone use amphetamine. Factors identified to be associated with amphetamine use were suicidal plan, current alcohol usage, marijuana use, and peer support. It is imperative for the government, health and education agencies, as well as relevant stakeholders and organizations to develop and implement school-based health programmes that incorporate the risk factors associated with amphetamine use among adolescents attending schools in Sierra Leone.

## Author affiliations

<sup>1</sup>Department of Biological Sciences, School of Basic Sciences, Njala University, Freetown, Freetown, Sierra Leone

<sup>2</sup>School of Population Health, Faculty of Medicine and Health, University of New South Wales, Sydney, NSW 2052, Australia

<sup>3</sup>Department of Public Health, Arcadia University, Glenside, Pennsylvania, USA

<sup>4</sup>Faculty of Pharmaceutical Sciences, College of Medicine and Allied Health Sciences, University of Sierra Leone, Freetown, Sierra Leone

<sup>5</sup>Faculty of Health, Southern Cross University, Lismore, New South Wales, Australia

<sup>6</sup>Department of Biological Sciences, School of Basic Sciences, Njala University, Freetown, Sierra Leone

<sup>7</sup>College of Public Health, Medical and Veterinary Sciences, James Cook University, Townsville, Queensland, Australia

<sup>8</sup>School of Clinical Medicine, University of New South Wales Sydney, Sydney, Sydney, Australia

**Twitter** Peter Bai James @peb007

**Acknowledgements** The authors would like to acknowledge the World Health Organisation (WHO), Centres for Disease Control and Prevention (CDC), Sierra Leone Ministry of Health and Sanitation, and Ministry of Education for their valuable assistance in supplying the data used in this study. The present study used data acquired from the Global School-based Student Health Survey (GSHS). The Global School-based Student Health Survey (GSHS) is endorsed by the World Health Organisation (WHO) and the United States Centres for Disease Control and Prevention (CDC).

**Contributors** AO, RGA, CZO and PBJ contributed to the study's design and conceptualisation. AO and RGA performed the analysis. AO, RGA, CZO, PBJ, CB, JBK, A-AS and BOA drafted the manuscript. AO had the final responsibility to submit for publication. All authors read and amended drafts of the paper and approved the final version. AO is the guarantor for the content of this study.

**Funding** The authors have not declared a specific grant for this research from any funding agency in the public, commercial or not-for-profit sectors.

**Competing interests** None declared.

**Patient and public involvement** Patients and/or the public were not involved in the design, or conduct, or reporting, or dissemination plans of this research.

**Patient consent for publication** Not applicable.

**Ethics approval** As our study relied on the analysis of a publicly accessible secondary dataset. Hence, formal ethical clearance was not required. Prior to the survey in Sierra Leone, the WHO obtained the requisite ethics approval from the Ministry of Health and Sanitation in the country. In addition, the WHO obtained informed child consent from adolescents under the age of 18 as well as parental or guardian consent before their inclusion in the study. Also, informed consent was sought from the adolescents aged 18 years and older.

**Provenance and peer review** Not commissioned; externally peer reviewed.

**Data availability statement** Data are available in a public, open access repository. The dataset used for this analysis was obtained from the GSHS-Sierra Leone, 2017. Access to the data can be obtained at the WHO website: <https://extranet.who.int/ncdsmicrodata/index.php/catalog/879>.

**Supplemental material** This content has been supplied by the author(s). It has not been vetted by BMJ Publishing Group Limited (BMJ) and may not have been peer-reviewed. Any opinions or recommendations discussed are solely those of the author(s) and are not endorsed by BMJ. BMJ disclaims all liability and responsibility arising from any reliance placed on the content. Where the content includes any translated material, BMJ does not warrant the accuracy and reliability of the translations (including but not limited to local regulations, clinical guidelines, terminology, drug names and drug dosages), and is not responsible for any error and/or omissions arising from translation and adaptation or otherwise.

**Open access** This is an open access article distributed in accordance with the Creative Commons Attribution Non Commercial (CC BY-NC 4.0) license, which permits others to distribute, remix, adapt, build upon this work non-commercially, and license their derivative works on different terms, provided the original work is properly cited, appropriate credit is given, any changes made indicated, and the use is non-commercial. See: <http://creativecommons.org/licenses/by-nc/4.0/>.

## ORCID iDs

Augustus Osborne <http://orcid.org/0000-0002-0226-841X>

Richard Gyan Aboagye <http://orcid.org/0000-0002-3498-2909>

Comfort Z Olorunsaiye <http://orcid.org/0000-0003-4725-0448>

Peter Bai James <http://orcid.org/0000-0002-6373-5704>

Abdul-Aziz Seidu <http://orcid.org/0000-0001-9734-9054>

Bright Opoku Ahinkorah <http://orcid.org/0000-0001-7415-895X>

## REFERENCES

- 1 Degenhardt L, Stockings E, Patton G, *et al*. The increasing global health priority of substance use in young people. *Lancet Psychiatry* 2016;3:251–64.
- 2 Degenhardt L, Coffey C, Moran P, *et al*. The predictors and consequences of adolescent amphetamine use: findings from the Victoria adolescent health cohort study. *Addiction* 2007;102:1076–84.
- 3 Oppong Asante K. Cannabis and amphetamine use and its psychosocial correlates among school-going adolescents in Ghana. *Child Adolesc Psychiatry Ment Health* 2019;13:33.

- 4 Peltzer K, Pengpid S. Cannabis and amphetamine use and associated factors among school-going adolescents in nine African countries. *J Child Adolesc Subst Abuse* 2018;27:112–8.
- 5 Brook JS, Morojele NK, Pahl K, *et al.* Predictors of drug use among South African adolescents. *J Adolesc Health* 2006;38:26–34.
- 6 Sznitman SR, Kolobov T, Bogt TT, *et al.* Exploring substance use normalisation among adolescents: a multilevel study in 35 countries. *Soc Sci Med* 2013;97:143–51.
- 7 Tu AW, Ratner PA, Johnson JL. Gender differences in the correlates of Adolescents' Cannabis use. *Subst Use Misuse* 2008;43:1438–63.
- 8 Siziya S, Muula AS, Besa C, *et al.* Cannabis use and its Sociodemographic correlates among in-school adolescents in Zambia. *Ital J Pediatr* 2013;39:13.
- 9 Alwan H, Viswanathan B, Rousson V, *et al.* Association between substance use and psychosocial characteristics among adolescents of the seychelles. *BMC Pediatr* 2011;11:85.
- 10 Peltzer K. Prevalence and correlates of substance use among school children in six African countries. *Int J Psychol* 2009;44:378–86.
- 11 Plüddemann A, Flisher AJ, McKetin R, *et al.* A prospective study of methamphetamine use as a predictor of high school non-attendance in cape town, South Africa. *Subst Abuse Treat Prev Policy* 2010;5:25.
- 12 Yusoff F, Sahrl N, Rasidi NM, *et al.* Illicit drug use among school-going adolescents in Malaysia. *Asia Pac J Public Health* 2014;26(5\_suppl):100S–107S.
- 13 Asiseh F, Owusu A, Quaicoe O. An analysis of family dynamics on high school adolescent risk behaviors in ghana. *J Child Adolesc Subst Abuse* 2017;26:425–31.
- 14 Rudatsikira E, Maposa D, Mukandavire Z, *et al.* Prevalence and predictors of illicit drug use among school-going adolescents in Harare, Zimbabwe. *Ann Afr Med* 2009;8:215–20.
- 15 Peltzer K, Pengpid S. Cannabis use and its social correlates among in-school adolescents in Algeria, Morocco, Palestine, Peru, and Tonga. *Mediterranean J Soc Sci* 2014;5:558–63.
- 16 James PB, Kabba JA, Bah AJ, *et al.* Current tobacco use and susceptibility to using tobacco among non-users of tobacco: a cross-sectional study among school-going adolescents in Sierra Leone. *Tab Induc Dis* 2023;21:16.
- 17 Bangura A, Lisk RD. Tobacco and Cannabis smoking in secondary school pupils in Bo, Sierra Leone. *West Afr J Med* 1995;14:157–60.
- 18 WHO. NCD Microdata repository. Global School-based Student Health Survey; 2021. Available: <https://extranet.who.int/ncdsmicrodata/index.php/catalog/> [Accessed 20 Aug 2023].
- 19 Kugbey N. Prevalence and correlates of substance use among school-going adolescents (11–18Years) in eight sub-Saharan Africa countries. substance abuse treatment, prevention, and policy. *Subst Abuse Treat Prev Policy* 2023;18:44.
- 20 Owusu A. *Ghana Country report on the global school-based health survey (GSHS)*. Atlanta, CA: Center for Disease Control and Prevention (CDC); 2008.
- 21 Oppong Asante K, Quarshie E-B, Onyeaka HK. Epidemiology of suicidal Behaviours amongst school-going adolescents in post-conflict Sierra Leone. *J Affect Disord* 2021;295:989–96.
- 22 Aryal K. Report global based student global health survey Nepal, student health survey; 2017.