

**THE PHILIPPINES CENSUSES OF 1903 AND 1939 AND THE
REPRESENTATION OF WOMEN'S OCCUPATIONS.**

Thesis submitted by
Fiona Margaret Sloane BA
for the degree of Doctor of Philosophy
in the School of Tropical Environment Studies and Geography
James Cook University of North Queensland
December 2002

Statement of Access

I, the undersigned, author of this work, understand that James Cook University will make this thesis available for use within the University Library and, via the Australian Digital Theses network, for use elsewhere.

I understand that, as an unpublished work, a thesis has significant protection under the Copyright Act and;

I do not wish to place any restriction on access to this work.

J. McLean 29.1.24

Statement on Sources Declaration

I declare that this thesis is my own work and has not been submitted in any form for another degree at any university or other institution of tertiary education. Information derived from the published or unpublished work of others has been acknowledged in the text and a list of references is given.

J. Hoare. 29.1.24

Electronic Copy

I, the undersigned, the author of this work, declare that the electronic copy of this thesis provided to the James Cook University Library is an accurate copy of the print thesis submitted, within the limits of the technology available.

M. Hoare 29.1.09

Abstract.

Long-held doubts about the 1903 Philippines Census occupation statistics suggest that the data for women were technically defective and misrepresented their employment. Despite that uncertainty, interpretations of the 1939 Census tend to agree that a transformation of women's occupations occurred over the period. In this view, the data showed that women moved from small-scale, home-based, textile manufacture into agriculture and domestic service, or withdrew from the labour market.

Revised opinions of the social construction, subjectivity and rhetoric of historical documents emphasise authorial power and intentions. Benedict Anderson, for example, proposes that the colonial census instrument created a mythical society to reinforce pre-conceived ideas of racial and economic superiority. Others contend that male concepts of identification, measurement and classification of occupations ignored women's economic contribution and confirmed their dependency. Recent feminist literature sees women not as victims, but as active agents in their own lives and therefore, able to influence a census.

Having regard to this literature, this inquiry looks again at the 1903 and 1939 Philippines Censuses and the representations of women's occupations. By investigating the context of the 1903 Census, it is possible to test Anderson's hypothesis. Findings include points of agreement about Census style and subjectivity, but I argue that we cannot prove colonial intentions by the Census Office or the Census author, or attribute the purpose to the concept of colonialism. The inquiry then hypothesises that misrepresentation of women's occupations in the data was a likely consequence of U.S. Census Bureau management of the occupation statistics, and that the distortion was sufficient to influence perceptions of structural change. An examination of the probable structures and application of the occupation criteria fails to remove the uncertainty about the classification of occupations in 1903, but presents a tentative new interpretation of the 1939 Census. Detailed examination of selected occupations tends to support a claim that the form of the Census accounts might have contributed to the view that there was structural change in women's occupations, but distortion of the data is unverifiable. Although my hypothesis is unproven, the inquiry helps clarify reasons for the uncertainty and for some contradictions in the data, and it shows that the data were more complex than previously considered. The distinctive character of the Philippines occupation data and possible connections to U.S. Census Bureau events suggest that we might view the 1903 and 1939 Philippines Censuses as experimental exercises in the evolution of occupation statistics. The Philippines accounts represented flawed and illogical but material steps in the development of a statistical recognition of women's economic contribution to society.




Image removed for copyright restrictions

Retail traders, Cavite.

Contents

List of Illustrations	
List of Tables	
Acknowledgements	
Maps	
Introduction	1
1. Historical documents: an explanation or a story?	10
<i>Notes</i>	17
2. The colonial census (1): a social construction by which state?	18
1. <i>Style and subjective representation</i>	20
2. <i>Purpose, meaning and significance: the redefined census</i>	27
3. <i>Conclusion</i>	42
<i>Notes</i>	45
3. The colonial census (2): women in the Philippines.	48
1. <i>Gender, colonialism and census representation of women's occupations</i>	49
Summary and interim conclusion	59
2. <i>The Philippines Census and women's occupations</i>	60
3. <i>Rationale and statement</i>	64
<i>Notes</i>	69
4. The 1903 Philippines Census scheme of occupational classification	71
1. <i>Preparatory organisation</i>	73
2. <i>Operation of the classification scheme</i>	78
Unskilled labourers	79
Other sectors	84
Omissions in the published data	88
Tentative conclusions	92
3. <i>Statistical management</i>	95
<i>Notes</i>	99
5. Measurement of gainful labour in the 1903 Philippines Census	104
1. <i>Background</i>	105
2. <i>The gainful labour concept</i>	107
3. <i>Philippines Census identification of the gainfully employed</i>	109
Paid employment	109
Married women	110
Time at work and multiple occupations	113
4. <i>Summary and conclusion</i>	120
Statistical management and misrepresentation	121
<i>Notes</i>	123

6.	Gainful labour and the labour force in the 1939 Philippines Census	125
	1. <i>Background to the 1939 Philippines Census</i>	127
	2. <i>The identification of women with work</i>	130
	Non-gainful occupations and dependency	130
	Housewives and housework	131
	Housewives with additional occupations	135
	3. <i>Statistical management</i>	140
	4. <i>Implications</i>	143
	Notes	147
7.	Census representations of selected occupations, 1903 and 1939	149
	1. <i>Method and limitations</i>	150
	2. <i>Data survey of selected occupations</i>	154
	Spinning and weaving	154
	Other textile craft occupations: sewing, embroidery and dressmaking	166
	a. Seamstress	167
	b. Embroiderers, dressmakers and milliners	172
	Mat and sack weaving and hat making	181
	a. Mat and sack weaving	182
	b. Hat makers	189
	Household help: cook, lavandera, maid, servant	197
	3. <i>Summary and conclusion</i>	213
	Notes	218
8.	Findings, interpretation and conclusion.	222
	Bibliography	241
	Appendix 1. The 1903 Philippines Census classification of occupations	262
	Appendix 2. Additional occupations of housewives, 1939.	

Illustrations

Frontispiece. Market traders, Cavite.

I.1	Sabutan mat weaving, Tanay, Rizal.	9
4.1	Punch card, 1903 Philippines Census.	76
7.1	Piña weaving.	155
7.2	Abaca cloth in blouses and skirts of central and southern Luzon.	160
7.3	Cotton clothing of the Ilocos region.	163
7.4	Embroidered piña baros and pafiuelas of the 19 th century.	173
7.5	Embroidery company advertisement in the Manila press, 1919.	175
7.6	Constructed image of "Home embroidery workers".	176
7.7	An unskilled day labourer or a lavandera?	205
7.8	Domestic service employees of the Dauncey household.	208

Tables

4A	Proportions of total male gainful employment, specified provinces, 1903	81
4B	Preliminary professional service sector, 1903	86
4C	Occupations omitted from Table 60, 1903	89
4D	Occupations listed once only in Table 60, 1903	91
5A	Proportion of women aged 10 years and over gainfully employed, for selected provinces, 1903	106
5B	Recorded female teachers, 1903	115
5C	Female teachers, provincial distribution, 1903	117
6A	Women reporting an additional occupation, 1939	135
6B	Additional occupations of women, 1939	137
7A	Females, aged 10 years and over, Philippines, 1903, 1939	152
7B	Census distribution of women's spinning and weaving occupations, 1903 and 1939	158
7C	Census distribution of women's seamstress, embroidery and dressmaking occupations, 1903 and 1939	168
7D	Census records of women's gainful employment in three occupations, 1903 and 1939	181
7E	Census distribution of women's mat and sack weaving occupations, 1903 and 1939	183
7F	Census distribution of women's hat making occupation, 1903 and 1939	190
7G	Age distribution of the female domestic and personal service sector, 1903 and 1939	198
7H	Census distribution of women's household help occupations, 1903 and 1939	200
7J	Proportional distribution of women aged 10 years and over, household help occupations, 1903 and 1939.	202

Acknowledgements

It is with considerable appreciation that I thank my supervisors in the School of Tropical Environment Studies and Geography at James Cook University. Without the assistance and care of Emeritus Professor Richard Jackson and Dr. Alison Cottrell, I would neither have begun nor finished this research. The topic grew out of Professor Jackson's interest in the international labour migration of Filipino women and he gently guided me in my initial wanderings. I would have given up but for Dr. Cottrell's timely and incisive questions, her encouragement, support, patience and friendship. I thank them both very much indeed.

I also acknowledge and thank the following people for their generosity and helpfulness. Former Associate Professor of History R. Sullivan, James Cook University, recommended thought-provoking reference material – a turning point at the time. Adella Edwards in TESAG kindly produced the maps, and the TESAG School accepted the trials of a part-time student with good will and tolerance. I am very grateful.

To my parents, husband, children and grandchildren – thank you for allowing me time and space to indulge in a wish.

Sources of illustrations:

Frontispiece, Fig. 7.7: Bryan, W.S. (ed.) 1905, *Our Islands and Their People as Seen with Camera and Pencil*, pp. 557, 586.

Fig. I.1: Bureau of Education 1913, *Philippine Mats*, p. 69.

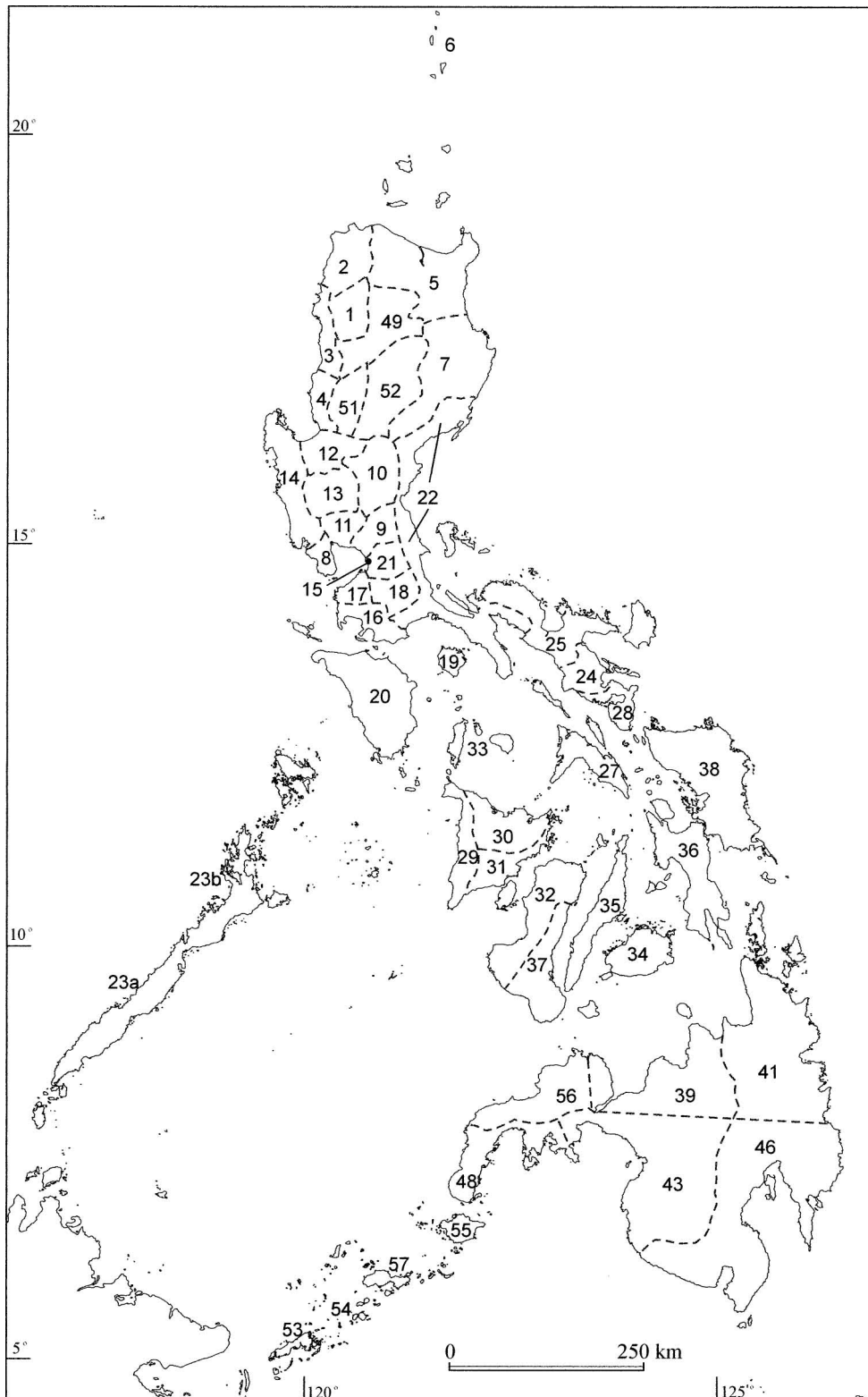
Figs. 7.1, 7.4: Lala, R.R. 1899, *The Philippine Islands*, pp. 200, 306.

Figs. 7.2, 7.3: Wilcox, M. 1900, *Harper's History of the War in the Philippines*, pp. 7, 319.

Fig. 7.5: *Manila Daily Bulletin, 1900-1919 Anniversary Number*, p. 146.

Fig. 7.6: Philippines Chamber of Commerce 1920, *The Yearbook of the Philippines*, p. 178.

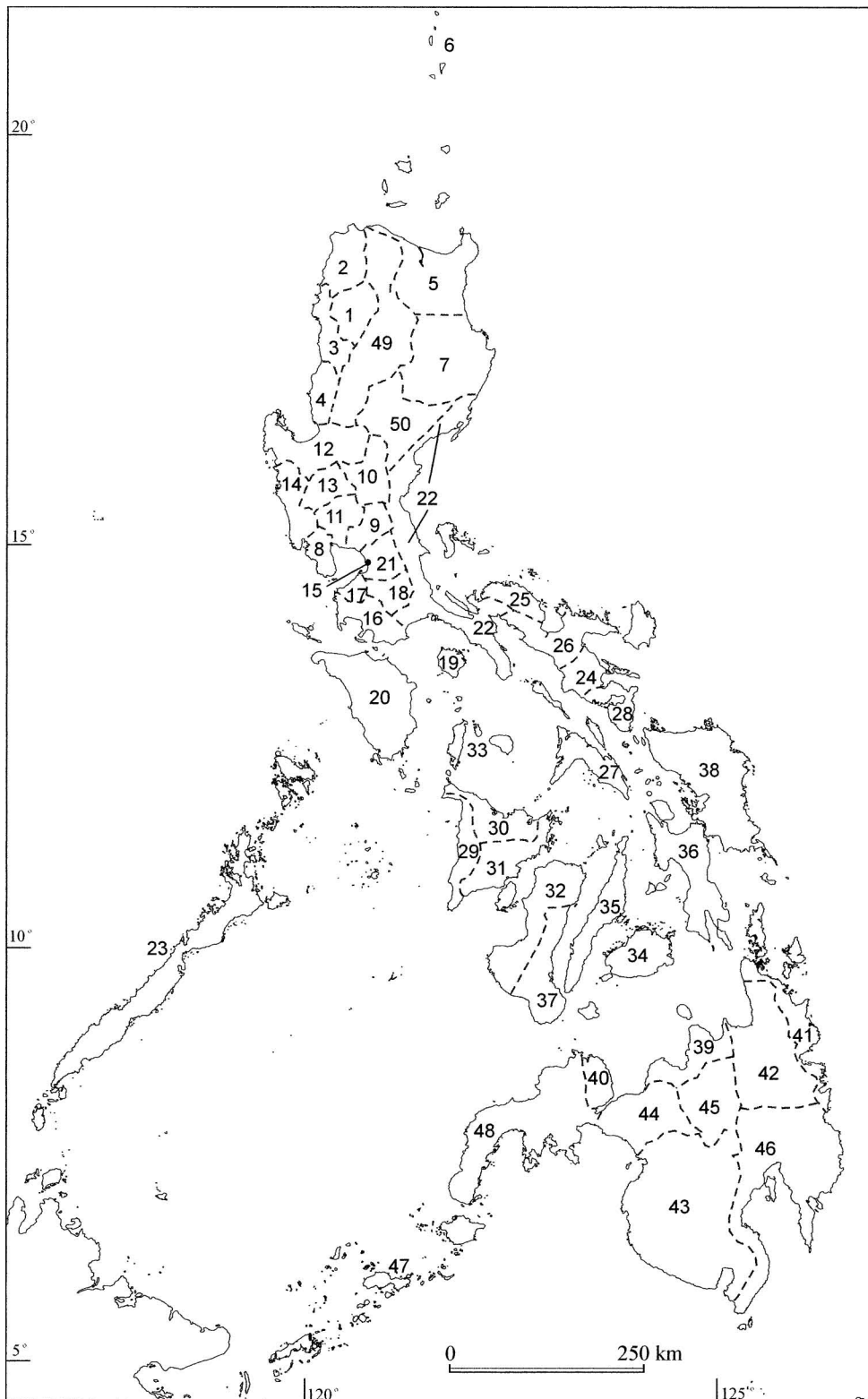
Fig. 7.8: Dauncey, C. 1906, *An Englishwoman in the Philippines*, p. 29.



Map 1: Census boundaries for 1903 Philippine Census

Provinces and Military Districts, Philippines Census, 1903

1	Abra	29	Antique
2	Ilocos Norte	30	Capiz
3	Ilocos Sur	31	Iloilo
4	La Union	32	Negros Occidental
5	Cagayan	33	Romblon
7	Isabela		
8	Bataan	34	Bohol
9	Bulacan	35	Cebu
10	Nueva Ecija	36	Leyte
11	Pampanga	37	Negros Oriental
12	Pangasinan	38	Samar
13	Tarlac	39	Misamis
14	Zambales	41	Surigao
15	Manila	43	Cotabato
16	Batangas	46	Davao
17	Cavite	48	Zamboanga
18	Laguna	49	Lepanto-Bontoc
19	Marinduque	51	Benguet
20	Mindoro	52	Nueva Vizcaya
21	Rizal	53	Tawi-Tawi
22	Tayabas	54	Siassi
23a	Paragua Sur	55	Basilan
23b	Paragua	56	Dapitan
24	Albay	57	Jolo
25	Ambos Camarines		
27	Masbate		
28	Sorsogon		



Map 2: Census boundaries for 1939 Philippine Census

Provinces, Philippines Census, 1939.

1	Abra	29	Antique
2	Ilocos Norte	30	Capiz
3	Ilocos Sur	31	Iloilo
4	La Union	32	Negros Occidental
5	Cagayan	33	Romblon
6	Batanes	34	Bohol
7	Isabela	35	Cebu
8	Bataan	36	Leyte
9	Bulacan	37	Negros Oriental
10	Nueva Ecija	38	Samar
11	Pampanga	39	Misamis Oriental
12	Pangasinan	40	Misamis Occidental
13	Tarlac	41	Surigao
14	Zambales	42	Agusan
15	Manila	43	Cotabato
16	Batangas	44	Lanao
17	Cavite	45	Bukidnon
18	Laguna	46	Davao
19	Marinduque	47	Sulu
20	Mindoro	48	Zamboanga
21	Rizal	49	Mountain Province
22	Tayabas	50	Nueva Vizcaya
23	Palawan		
24	Albay		
25	Camarines Norte		
26	Camarines Sur		
27	Masbate		
28	Sorsogon		
